

## OPTIONS

---

### Seat

- soft wood
- hardwood of European origin
- hard wood (oil finish)
- premium hard wood

### Methods of installation

- attached by bolts to foundation

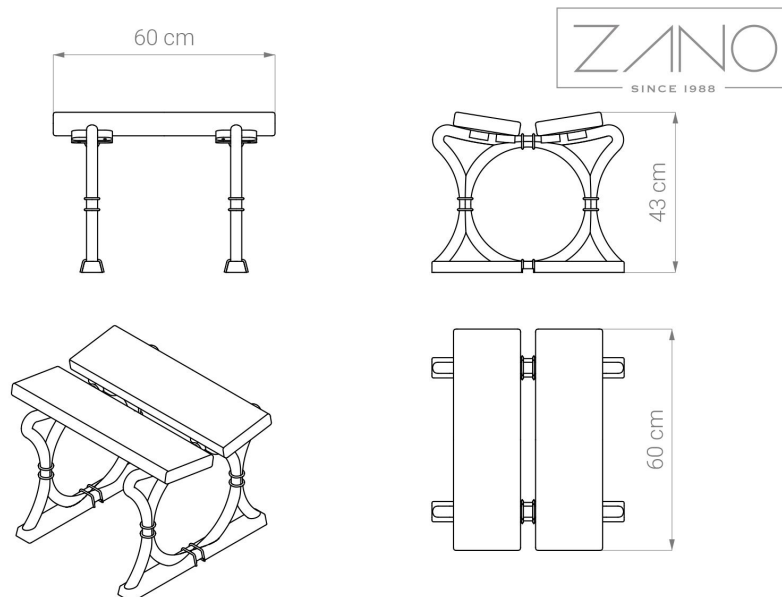
## DESCRIPTION

---

**Series Warszawskie** is a line of furniture in **Retro** style. They have a classic look, which corresponds very well to the old buildings in old towns and city centres. The seat can be combined with a table, which is a great solution for cafes, restaurants, pubs, or parks.

The materials used are **cast iron**, which can be painted in any RAL colour chosen by the customer, and wood. In our offer we have European coniferous softwood protected by varnishing in 5 available colours, or for an extra charge, hardwood, harder and more durable, protected by oiling. Furniture is permanently assembled to the floor with the use of expansion bolts.





## GENERAL TECHNICAL DATA

### Dimensions

- width: 60 cm
- height: 43 cm
- depth: 60 cm

### Materials

- cast iron
- wood: European coniferous or exotic

ZANO



*Iwona Żaczek*

Product: Old town seat  
Catalog number: **02.170**  
Designer: Iwona Żaczek

In accordance with the Polish Law on Copyright and Related Rights of 04.02.1994 (Official Journal of Laws No. 24, item 83, corrected: Journal of Laws No. 43, item 170) and in accordance with the EU copyright legislation including all EU directives and regulations on copyright, Zano Mirosław Zarotynski Company, reserves the copyright of drawings, descriptions, 3D models, renderings, graphics, content contained in offers, attachments to offers and all other documents. Its content is the intellectual property of ZANO Mirosław Zarotynski company. The use of author's ideas, solutions, copying, distribution of photos, graphics or fragments of graphics, descriptive texts, for profit, without the permission of the author - ZANO Mirosław Zarotynski company - is prohibited and constitutes a copyright infringement and is punishable.

**NOTE:** The drawings do not reflect the actual dimensions of the foundation. They are only exemplary assembly schemes taking into account the type of anchoring and the substrate material to which the furniture is to be fixed.

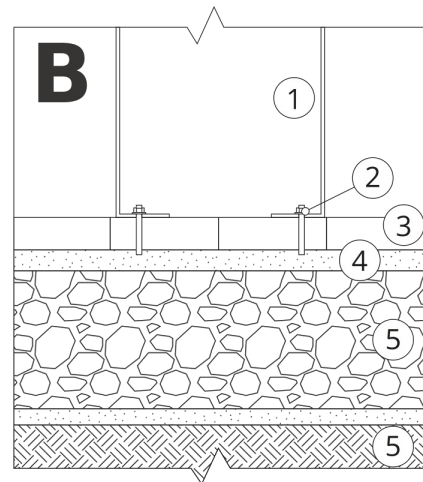
The size of the foundation depends on the local foundation conditions.



### INSTALLATION INTO PAVING WITH FOUNDATION

#### Description of the assembly

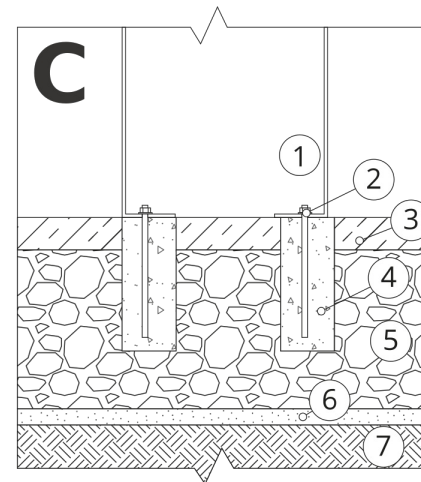
1. ZANO product
2. Quick-action fastener or chemical anchor
3. Stone paving / concrete paving / stone slabs / concrete slabs
4. Sand ballast (approx. 2 - 4 cm)
5. Stone aggregate substructure
6. Concrete foundation, class C16/20 (top surface concrete 10 cm below paving surface)
7. Ground



### INSTALLATION TO PAVING

#### Description of the assembly

1. ZANO product
2. Quick-action fastener or chemical anchor
3. Stone paving / concrete paving / stone slabs / concrete slabs
4. Sand ballast (approx. 2 - 4 cm)
5. Stone aggregate substructure
6. Ground



### CONCRETE / ASPHALT MOUNTING

#### Description of the assembly

1. ZANO product
2. Quick-action fastener or chemical anchor
3. Fixed hardened surface e.g. concrete or asphalt
4. Concrete foundation, class C16/20 (top surface concrete 10 cm below paving surface)
5. Stone aggregate substructure
6. Sand ballast (approx. 2 - 4 cm)
7. Ground



### MOUNTING TO CONCRETE FOUNDATION

#### Description of the assembly

1. ZANO product
2. Quick-action fastener or chemical anchor
3. Concrete foundation, class C16/20 (top surface concrete 10 cm below paving surface)
4. Ground