



OPTIONS

Methods of installation

- attached by bolts to foundation

Ashtray

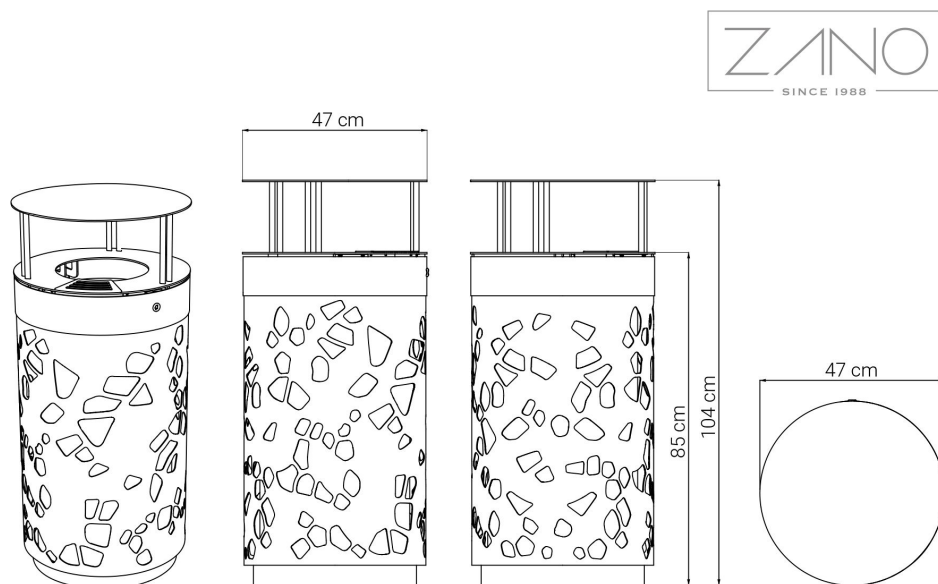
- include

Container

- galvanized steel container
- painted galvanized steel container

DESCRIPTION

Tubus Organic litter bin. Model 03.053.11 has a lid and a built-in ashtray. The model is distinguished by its unique design, which was inspired by organic plant cell motifs. The construction of the bin is made of steel. We can choose from stainless steel or powder-coated carbon steel in the colour from the RAL palette indicated by the customer. The bin has a removable insert made of galvanized sheet metal (it is possible to paint the insert). The bin is mounted to the ground by means of anchors. Tubus litter bins are available in several design versions. Tubus litter bins are available in several design versions. Tubus litter bins are available in several design versions. Organic - made of steel with holes cut out, the second version - finished with steel pipes for around the bin, and the third version - with wooden boards for around the bin.



GENERAL TECHNICAL DATA

Dimensions

- width: 47 cm
- height: 104 cm
- depth: 47 cm

Capacity

- capacity: 85 l

Materials

- stainless steel or carbon steel
- insert in galvanised, powder-coated sheet metal

ZANO



Iwona Żaczek

Product: Litter bin Tubus
 Catalog number: 03.053.11
 Designer: Iwona Żaczek

In accordance with the Polish Law on Copyright and Related Rights of 04.02.1994 (Official Journal of Laws No. 24, item 83, corrected: Journal of Laws No. 43, item 170) and in accordance with the EU copyright legislation including all EU directives and regulations on copyright, Zano Mirosław Zarotynski Company, reserves the copyright of drawings, descriptions, 3D models, renderings, graphics, content contained in offers, attachments to offers and all other documents. Its content is the intellectual property of ZANO Mirosław Zarotynski company. The use of author's ideas, solutions, copying, distribution of photos, graphics or fragments of graphics, descriptive texts, for profit, without the permission of the author - ZANO Mirosław Zarotynski company - is prohibited and constitutes a copyright infringement and is punishable.

NOTE: The drawings do not reflect the actual dimensions of the foundation. They are only exemplary assembly schemes taking into account the type of anchoring and the substrate material to which the furniture is to be fixed.

The size of the foundation depends on the local foundation conditions.



INSTALLATION INTO PAVING WITH FOUNDATION

Description of the assembly

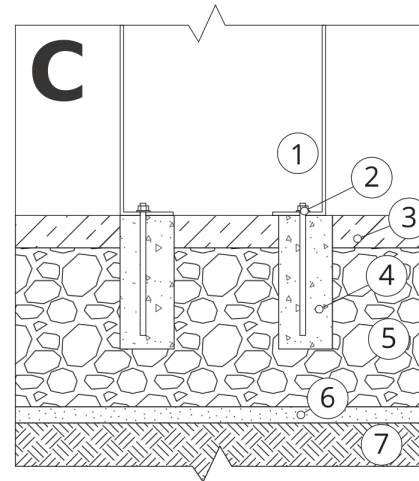
1. ZANO product
2. Quick-action fastener or chemical anchor
3. Stone paving / concrete paving / stone slabs / concrete slabs
4. Sand ballast (approx. 2 - 4 cm)
5. Stone aggregate substructure
6. Concrete foundation, class C16/20 (top surface concrete 10 cm below paving surface)
7. Ground



INSTALLATION TO PAVING

Description of the assembly

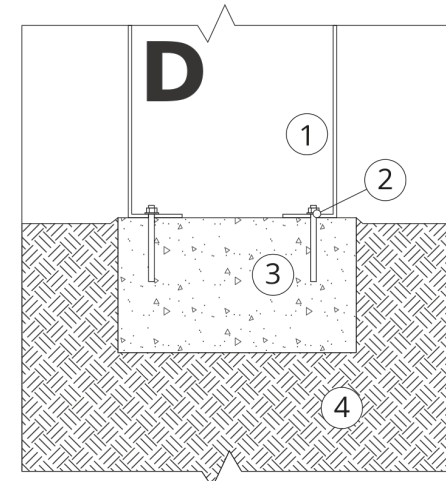
1. ZANO product
2. Quick-action fastener or chemical anchor
3. Stone paving / concrete paving / stone slabs / concrete slabs
4. Sand ballast (approx. 2 - 4 cm)
5. Stone aggregate substructure
6. Ground



CONCRETE / ASPHALT MOUNTING

Description of the assembly

1. ZANO product
2. Quick-action fastener or chemical anchor
3. Fixed hardened surface e.g. concrete or asphalt
4. Concrete foundation, class C16/20 (top surface concrete 10 cm below paving surface)
5. Stone aggregate substructure
6. Sand ballast (approx. 2 - 4 cm)
7. Ground



MOUNTING TO CONCRETE FOUNDATION

Description of the assembly

1. ZANO product
2. Quick-action fastener or chemical anchor
3. Concrete foundation, class C16/20 (top surface concrete 10 cm below paving surface)
4. Ground