

OPTIONS

Top

- concrete

Methods of installation

- embedded in concrete

Tabletop game board

- none
- UV printed on a tabletop
- printed on stainless steel plate

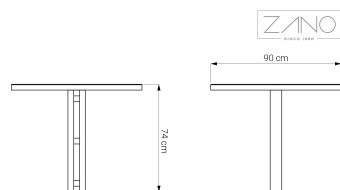
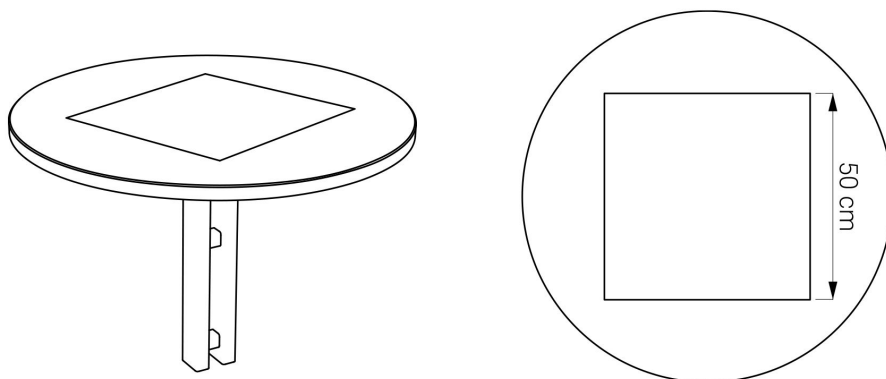
DESCRIPTION

Bus table. It has a concrete top on which you can place your choice of chess or ludo. The game board is placed by UV printing on a concrete surface or etched in a steel plate, which is placed in a suitable recess in the concrete tabletop. The tabletop is supported on a steel construction. There is a choice of a table made of carbon steel, powder coated in RAL colour or stainless steel.



ZANO
SINCE 1984





GENERAL TECHNICAL DATA

Materials

- Concrete countertop
- Stainless steel or carbon steel construction

Dimensions

- width: 90 cm
- height: 74 cm
- depth: 90 cm

Weight

- 100 kg

ZANO



Iwona Żaczek

Product: Bus table
 Catalog number: 13.020.2
 Designer: Iwona Żaczek

In accordance with the Polish Law on Copyright and Related Rights of 04.02.1994 (Official Journal of Laws No. 24, item 83, corrected: Journal of Laws No. 43, item 170) and in accordance with the EU copyright legislation including all EU directives and regulations on copyright, Zano Mirosław Zarotynski Company, reserves the copyright of drawings, descriptions, 3D models, renderings, graphics, content contained in offers, attachments to offers and all other documents. Its content is the intellectual property of ZANO Mirosław Zarotynski company. The use of author's ideas, solutions, copying, distribution of photos, graphics or fragments of graphics, descriptive texts, for profit, without the permission of the author - ZANO Mirosław Zarotynski company - is prohibited and constitutes a copyright infringement and is punishable.

NOTE: The drawings do not reflect the actual dimensions of the foundation. They are only exemplary assembly schemes taking into account the type of anchoring and the substrate material to which the furniture is to be fixed.

The size of the foundation depends on the local foundation conditions.



INSTALLATION INTO PAVING WITH FOUNDATION

Description of the assembly

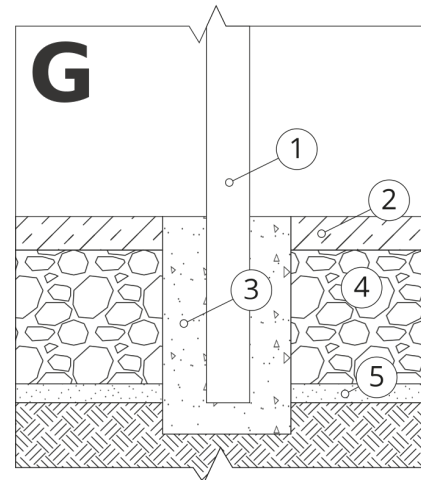
1. ZANO product
2. Stone paving / concrete paving / stone slabs / concrete slabs
3. Sand ballast (approx. 2 - 4 cm)
4. Concrete foundation, class C16/20 (top surface concrete 10 cm below paving surface)
5. Ground



MOUNTING TO CONCRETE FOUNDATION

Description of the assembly

1. ZANO product
2. Concrete foundation, class C16/20 (top surface concrete 10 cm below paving surface)
3. Ground



MOUNTING TO CONCRETE FOUNDATION

Description of the assembly

1. ZANO product
2. Fixed hardened surface e.g. concrete or asphalt
3. Concrete foundation, class C16/20 (top surface concrete 10 cm below paving surface)
4. Stone aggregate substructure
5. Sand ballast (approx. 2 - 4 cm)
6. Ground