



OPTIONS

Casing

- soft wood
- hardwood of European origin
- hard wood (oil finish)
- premium hard wood
- HPL

Methods of installation

- attached by bolts to foundation

Ashtray

- include

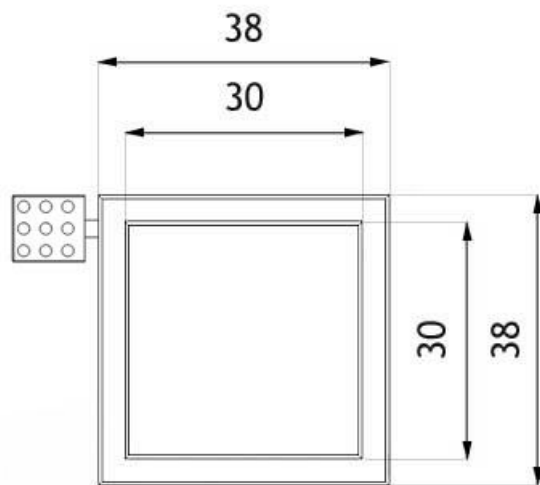
Container

- galvanized steel container

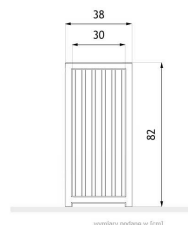
DESCRIPTION

The Altus **cigarette bin** is suitable for entrances to public buildings, restaurants and offices. allowing easy disposal of cigarettes. This model offers a modern, original aesthetic, making it highly suited to contemporary areas, such as parks, shopping centres or main squares. Thanks to the **stainless steel** (or **carbon steel**) construction it can cope with the rigours of any environment. Presented model is available in all of the RAL palette standard colours.





wymiary podane w [cm]



wymiary podane w [cm]

GENERAL TECHNICAL DATA

Materials

- stainless steel profiles
- galvanised sheet metal insert
- wooden planks

Dimensions

- width: 38 cm
- height: 82 cm

Capacity

- capacity: 55 l
- capacity of ashtray: 2.1 l

Weight

- 38 kg

ZANO



M. Welmiński

Product: Altus Litter Bin
 Catalog number: **03.052.03**
 Designer:
 Mateusz Welmiński

In accordance with the Polish Law on Copyright and Related Rights of 04.02.1994 (Official Journal of Laws No. 24, item 83, corrected: Journal of Laws No. 43, item 170) and in accordance with the EU copyright legislation including all EU directives and regulations on copyright, Zano Mirosław Zarotynski Company, reserves the copyright of drawings, descriptions, 3D models, renderings, graphics, content contained in offers, attachments to offers and all other documents. Its content is the intellectual property of ZANO Mirosław Zarotynski company. The use of author's ideas, solutions, copying, distribution of photos, graphics or fragments of graphics, descriptive texts, for profit, without the permission of the author - ZANO Mirosław Zarotynski company - is prohibited and constitutes a copyright infringement and is punishable.

NOTE: The drawings do not reflect the actual dimensions of the foundation. They are only exemplary assembly schemes taking into account the type of anchoring and the substrate material to which the furniture is to be fixed.

The size of the foundation depends on the local foundation conditions.



INSTALLATION INTO PAVING WITH FOUNDATION

Description of the assembly

1. ZANO product
2. Quick-action fastener or chemical anchor
3. Stone paving / concrete paving / stone slabs / concrete slabs
4. Sand ballast (approx. 2 - 4 cm)
5. Stone aggregate substructure
6. Concrete foundation, class C16/20 (top surface concrete 10 cm below paving surface)
7. Ground



INSTALLATION TO PAVING

Description of the assembly

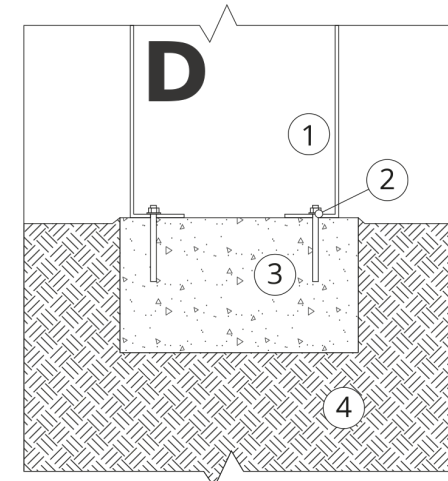
1. ZANO product
2. Quick-action fastener or chemical anchor
3. Stone paving / concrete paving / stone slabs / concrete slabs
4. Sand ballast (approx. 2 - 4 cm)
5. Stone aggregate substructure
6. Ground



CONCRETE / ASPHALT MOUNTING

Description of the assembly

1. ZANO product
2. Quick-action fastener or chemical anchor
3. Fixed hardened surface e.g. concrete or asphalt
4. Concrete foundation, class C16/20 (top surface concrete 10 cm below paving surface)
5. Stone aggregate substructure
6. Sand ballast (approx. 2 - 4 cm)
7. Ground



MOUNTING TO CONCRETE FOUNDATION

Description of the assembly

1. ZANO product
2. Quick-action fastener or chemical anchor
3. Concrete foundation, class C16/20 (top surface concrete 10 cm below paving surface)
4. Ground