



## OPTIONS

### Casing

- soft wood
- hardwood of European origin
- hard wood (oil finish)
- premium hard wood
- HPL

### Methods of installation


- attached by bolts to foundation

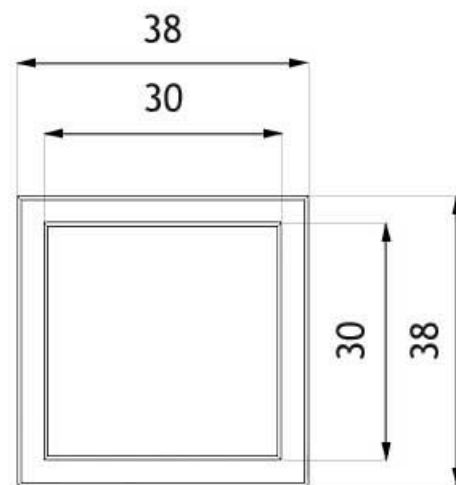
### Container

- galvanized steel container

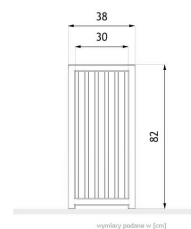
## DESCRIPTION

Altus 03.052 litter bin is a fantastic investment for a school playground, community center, park playground or other city areas. It is attractive, **stainless steel** and black powder coated litter bin with galvanized container. It is also easy to maintain. That is the reason why Altus litter bins are ideal for street locations - both for suburban shopping strips and factories, hotels, motels or alleys. Presented model is made of **stainless steel**, which makes it immensely strong, corrosion resistant and give it a stunning appearance. This **stainless steel litter bin** is available in all **RAL palette standard colours**. It can be used as a **free-standing model** or it can be concreted to the ground.





wymiary podane w [cm]



wymiary podane w [cm]

## GENERAL TECHNICAL DATA

### Weight

- 38 kg

### Dimensions

- width: 38 cm

- height: 82 cm

### Capacity

- capacity: 55 l

### Materials

- stainless steel profiles
- galvanised sheet metal insert
- wooden planks

ZANO



*M. Welmiński*

Product: Altus Litter Bin

Catalog number: 03.052

Designer:

Mateusz Welmiński

In accordance with the Polish Law on Copyright and Related Rights of 04.02.1994 (Official Journal of Laws No. 24, item 83, corrected: Journal of Laws No. 43, item 170) and in accordance with the EU copyright legislation including all EU directives and regulations on copyright, Zano Mirosław Zarotynski Company, reserves the copyright of drawings, descriptions, 3D models, renderings, graphics, content contained in offers, attachments to offers and all other documents. Its content is the intellectual property of ZANO Mirosław Zarotynski company. The use of author's ideas, solutions, copying, distribution of photos, graphics or fragments of graphics, descriptive texts, for profit, without the permission of the author - ZANO Mirosław Zarotynski company - is prohibited and constitutes a copyright infringement and is punishable.

**NOTE:** The drawings do not reflect the actual dimensions of the foundation. They are only exemplary assembly schemes taking into account the type of anchoring and the substrate material to which the furniture is to be fixed.

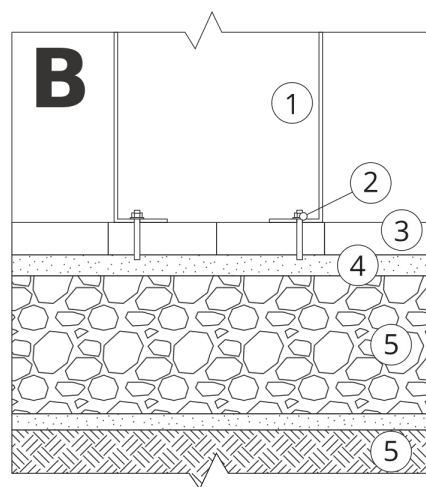
The size of the foundation depends on the local foundation conditions.



### INSTALLATION INTO PAVING WITH FOUNDATION

#### Description of the assembly

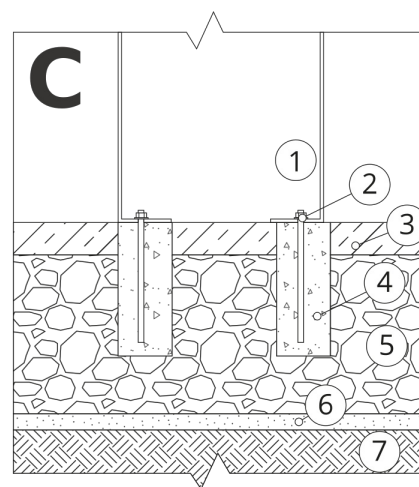
1. ZANO product
2. Quick-action fastener or chemical anchor
3. Stone paving / concrete paving / stone slabs / concrete slabs
4. Sand ballast (approx. 2 - 4 cm)
5. Stone aggregate substructure
6. Concrete foundation, class C16/20 (top surface concrete 10 cm below paving surface)
7. Ground



### INSTALLATION TO PAVING

#### Description of the assembly

1. ZANO product
2. Quick-action fastener or chemical anchor
3. Stone paving / concrete paving / stone slabs / concrete slabs
4. Sand ballast (approx. 2 - 4 cm)
5. Stone aggregate substructure
6. Ground



### CONCRETE / ASPHALT MOUNTING

#### Description of the assembly

1. ZANO product
2. Quick-action fastener or chemical anchor
3. Fixed hardened surface e.g. concrete or asphalt
4. Concrete foundation, class C16/20 (top surface concrete 10 cm below paving surface)
5. Stone aggregate substructure
6. Sand ballast (approx. 2 - 4 cm)
7. Ground



### MOUNTING TO CONCRETE FOUNDATION

#### Description of the assembly

1. ZANO product
2. Quick-action fastener or chemical anchor
3. Concrete foundation, class C16/20 (top surface concrete 10 cm below paving surface)
4. Ground