

## OPTIONS

---

### Methods of installation

- attached by bolts to foundation

### Container

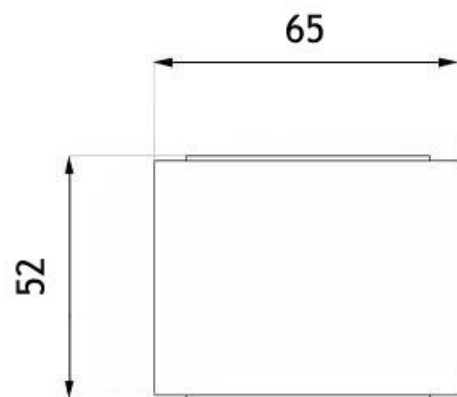
- galvanized steel container

## DESCRIPTION

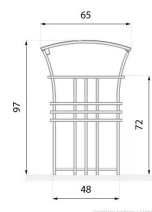
---

Szczepański litter bin was designed especially for Szczepański Square in Cracow. That is the reason why this model has a special classic retro style. 03.040 litter bin is fluted and decorated with many ornaments. It was made of black steel and it is available in all RAL palette standard colours. Szczepański litter bin has a tinsplate insert- it is a durable and solid model. What is more, it is also locked. Presented litter bin adds timeless retro style and elegance to the surrounding landscape.





wymiary podane w [cm]



## GENERAL TECHNICAL DATA

### Weight

- 40 kg

### Dimensions

- width: 65 cm  
- height: 97 cm  
- thickness: 52 cm

### Capacity

- capacity: 60 l

### Materials

- galvanised sheet metal insert  
- steel profiles  
- stainless steel ashtray  
- steel sheets

ZANO

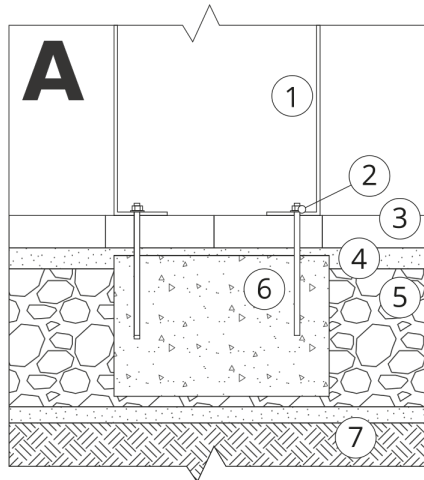


Product:  
Art Nouveau Litter Bin  
Catalog number: **03.040**  
Designer: Tomasz Szpytma

In accordance with the Polish Law on Copyright and Related Rights of 04.02.1994 (Official Journal of Laws No. 24, item 83, corrected: Journal of Laws No. 43, item 170) and in accordance with the EU copyright legislation including all EU directives and regulations on copyright, Zano Mirosław Zarotynski Company, reserves the copyright of drawings, descriptions, 3D models, renderings, graphics, content contained in offers, attachments to offers and all other documents. Its content is the intellectual property of ZANO Mirosław Zarotynski company. The use of author's ideas, solutions, copying, distribution of photos, graphics or fragments of graphics, descriptive texts, for profit, without the permission of the author - ZANO Mirosław Zarotynski company - is prohibited and constitutes a copyright infringement and is punishable.

**NOTE:** The drawings do not reflect the actual dimensions of the foundation. They are only exemplary assembly schemes taking into account the type of anchoring and the substrate material to which the furniture is to be fixed.

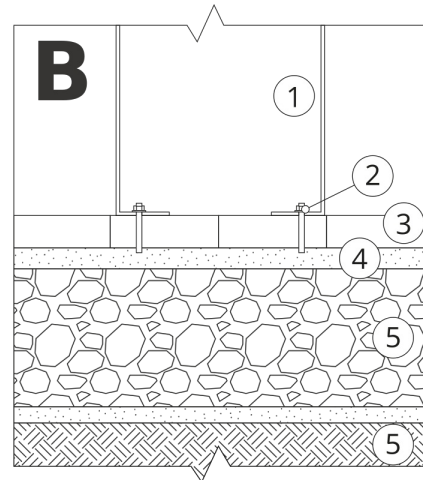
The size of the foundation depends on the local foundation conditions.



### INSTALLATION INTO PAVING WITH FOUNDATION

#### Description of the assembly

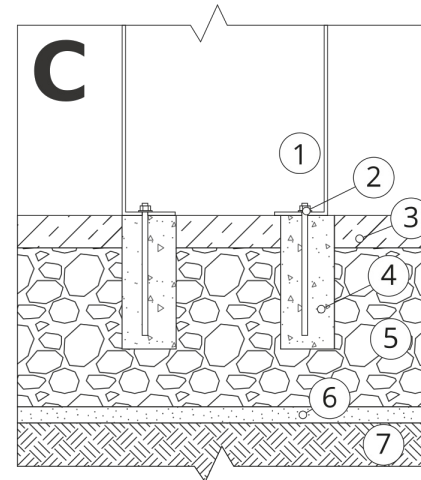
1. ZANO product
2. Quick-action fastener or chemical anchor
3. Stone paving / concrete paving / stone slabs / concrete slabs
4. Sand ballast (approx. 2 - 4 cm)
5. Stone aggregate substructure
6. Concrete foundation, class C16/20 (top surface concrete 10 cm below paving surface)
7. Ground



### INSTALLATION TO PAVING

#### Description of the assembly

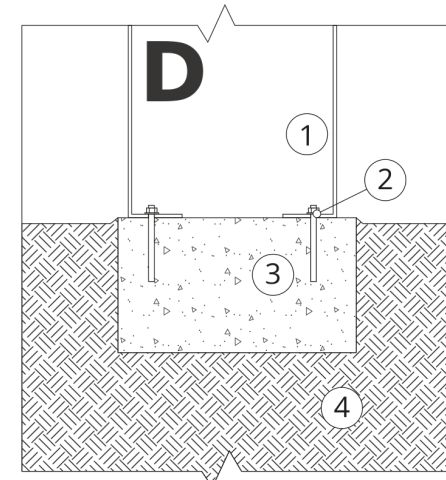
1. ZANO product
2. Quick-action fastener or chemical anchor
3. Stone paving / concrete paving / stone slabs / concrete slabs
4. Sand ballast (approx. 2 - 4 cm)
5. Stone aggregate substructure
6. Ground



### CONCRETE / ASPHALT MOUNTING

#### Description of the assembly

1. ZANO product
2. Quick-action fastener or chemical anchor
3. Fixed hardened surface e.g. concrete or asphalt
4. Concrete foundation, class C16/20 (top surface concrete 10 cm below paving surface)
5. Stone aggregate substructure
6. Sand ballast (approx. 2 - 4 cm)
7. Ground



### MOUNTING TO CONCRETE FOUNDATION

#### Description of the assembly

1. ZANO product
2. Quick-action fastener or chemical anchor
3. Concrete foundation, class C16/20 (top surface concrete 10 cm below paving surface)
4. Ground